

SECONDARY STEEL



WALFORM




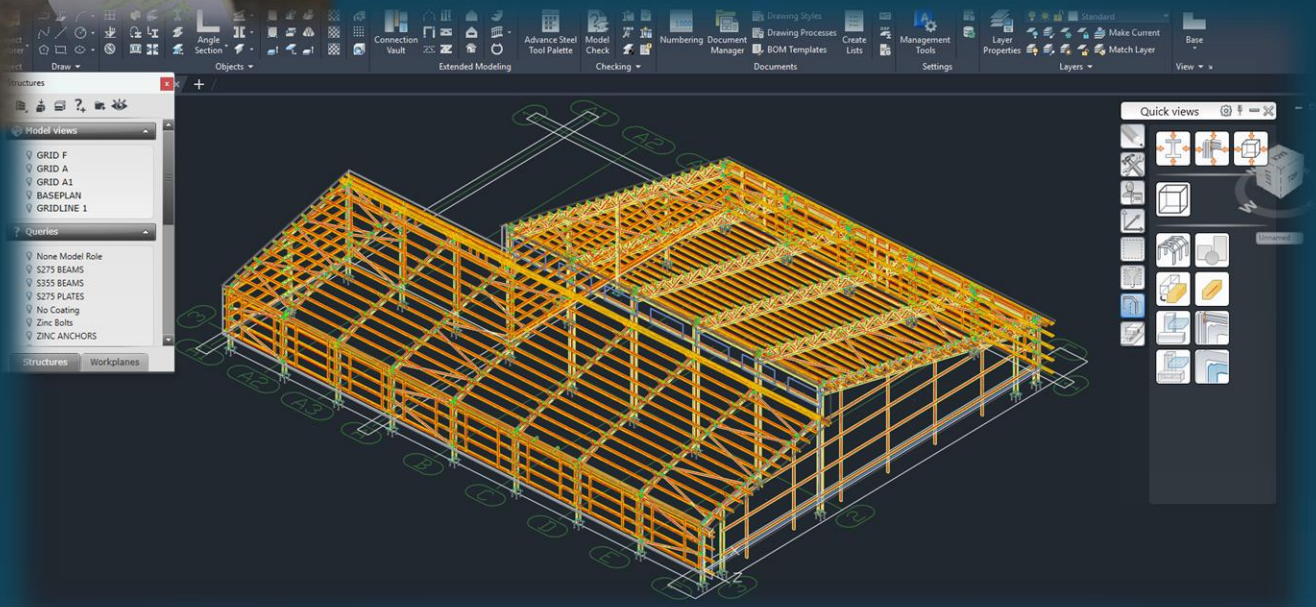
Transforming Steel Into Solutions



Every project starts with a plan.

Our in-house design team takes your ideas and turns them into practical, buildable solutions.

From drawings to 3D models, we make sure the finished product fits your needs and site perfectly.





Our workshop is fully equipped with advanced machinery to handle every aspect of steel fabrication. From CNC plasma cutting and drilling lines to press brakes and ironworkers, Walform's in-house capabilities ensure precision, efficiency, and reliability across all projects.



Heavy-Duty Pipe Rack Fabrication for Data Centre

From raw steel to final transport, this bespoke heavy-duty pipe rack was fully fabricated in-house for a large-scale data centre project.

Engineered for strength and precision, this multi-tier rack was designed to support significant pipe loads while accommodating tight spatial and load path requirements.

Our team handled every step:

Design & Detailing: Tailored to client requirements, considering structural loads, access needs, and integration with other systems.

Fabrication: Using high-grade structural steel, the frame was fully welded and braced for rigidity, with precision alignments to ensure fast, safe on-site assembly.

Workshop Assembly: Assembled in our facility to verify all tolerances, bolt-ups and lifting points before transport.

Logistics: Carefully lifted and loaded onto a long vehicle with coordinated rigging, highlighting our in-house capability to handle large-scale assemblies.

This project is a strong example of our ability to deliver turnkey steel solutions with exacting quality and schedule control—backed by robust workshop capacity and transport-readiness for heavy industrial infrastructure.







Pipe Supports

Small Components, Big Reliability

Our pipe supports are designed to secure your pipework safely and effectively to pipe racks, walls, and structures. From clamp brackets to custom-fabricated fixings, every support is built for durability and ease of installation. We supply a wide range of standard supports — adjustable, bolted, or welded — but we also specialise in **bespoke designs**. If your project needs a unique support to fit a specific pipe size, load, or layout, we'll work with you to design and fabricate the exact solution. Every support is engineered with precision to keep your systems aligned, accessible, and reliable.



Transforming Steel Into
Solutions



WALFORM

Safe Access, Built to Last

From simple straight flights to complex architectural stairs, we provide solutions that are safe, durable, and tailored to your site. Every

staircase is built with precision and meets the highest safety standards.



**Transforming Steel Into
Solutions**

Platforms And Mezzanines

Our platforms and mezzanines create extra working or storage space without expanding your building footprint. Designed around your layout, they provide safe, stable, and accessible areas for equipment, staff, or materials.



Every platform is built with strength and durability in mind, using quality steelwork and secure flooring. Whether it's a simple raised deck or a multi-level mezzanine, we ensure compliance with safety standards

while keeping your workflow efficient. We also offer bespoke design to suit site-specific requirements, including stairs, railings, and access points integrated into the platform

- **Strong, Versatile, and Quick to Install**
- Our key clamp handrails are a simple and reliable way to add safety to walkways, stairs, and platforms. Using modular fittings and tubes, they can be installed quickly without the need for welding or hot works.
- The system is strong, adaptable, and easy to modify or extend, making it ideal for industrial, commercial, or site environments. From small access barriers to large site-wide safety rails, we can design, supply, and install a handrail system to suit your needs.





Safe Climbing, Every Time

Our access ladders provide reliable entry and exit to platforms, mezzanines, and elevated areas. Built from durable steel and tailored to suit your site, they're designed for strength, safety, and long-term use. We can include options such as safety hoops, cages, and handrails to meet regulations and site requirements. Whether for everyday access or as part of an emergency escape route, our ladders are engineered to perform when it matters.



Step Over with Confidence

Hoppers provide safe access over pipes, ducting, and other obstacles that can block walkways. Designed to suit your site layout, they ensure workers can move around safely and efficiently without risk of trip hazards. Each hopover is fabricated from strong steel, with secure treads and handrails where required. We also offer bespoke designs to fit your exact site conditions, giving you a safe and practical solution every time.



Transforming Steel Into
Solutions



Head Office
Walform Ltd.
Woodview, Bolaney
Gorey, Co. Wexford,
Y25X678
Ireland



Emails:
info@walformltd.com